



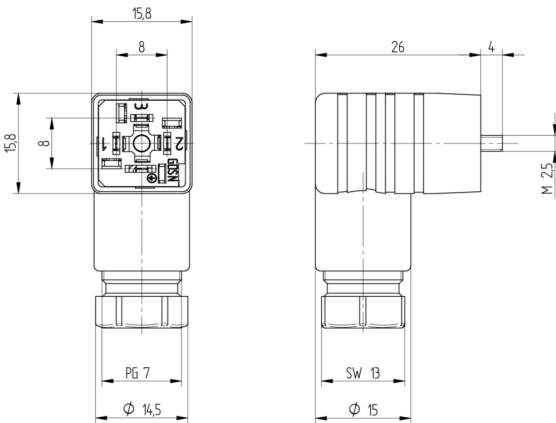
**Product: GDSN 307 grey**

GM Industrial Standard Field Attachable Connector: Form C, 4-pin (3+1PE; PE across cable outlet), UL 1977, grey housing, screw type, PG7; without circuitry, 230 V AC/DC, 6 A

**Product Description**

GM Industrial Standard Field Attachable Connector: Form C, 4-pin (3+1PE; PE across cable outlet), UL 1977, grey housing, screw type, PG7; without circuitry, 230 V AC/DC, 6 A

**Technical Drawing**



**Montageanleitung**  
**Feldanschlusskabel**  
**GDS (N) Steckverbinder**

**GDS ...**  
**GDSN ...**  
**IP 65**  
**Kabelspezifikation:**  
**Kabelquerschnitt:** Ø 4,5 - Ø 6,0 mm  
**Leitungsquerschnitt:** 0,34 mm<sup>2</sup> - 0,75 mm<sup>2</sup>

**Achtung!**  
**Nicht unter Last stecken/ziehen!**

**Wichtig:**  
Die Kabelspezifikation ist für die Verwendung mit dem GDSN 307 bestimmt. Die Verwendung mit anderen Kabelspezifikationen ist nicht zulässig. Die Verwendung mit anderen Kabelspezifikationen kann zu Schäden an den Kontakten und an der Isolierung führen.

**Montageanleitung:**  
1. Die Kabelspezifikation ist für die Verwendung mit dem GDSN 307 bestimmt. Die Verwendung mit anderen Kabelspezifikationen ist nicht zulässig. Die Verwendung mit anderen Kabelspezifikationen kann zu Schäden an den Kontakten und an der Isolierung führen.  
2. Die Kabelspezifikation ist für die Verwendung mit dem GDSN 307 bestimmt. Die Verwendung mit anderen Kabelspezifikationen ist nicht zulässig. Die Verwendung mit anderen Kabelspezifikationen kann zu Schäden an den Kontakten und an der Isolierung führen.  
3. Die Kabelspezifikation ist für die Verwendung mit dem GDSN 307 bestimmt. Die Verwendung mit anderen Kabelspezifikationen ist nicht zulässig. Die Verwendung mit anderen Kabelspezifikationen kann zu Schäden an den Kontakten und an der Isolierung führen.

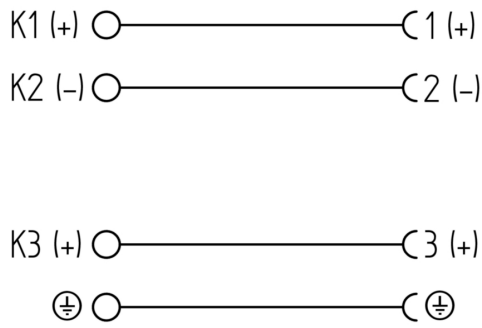
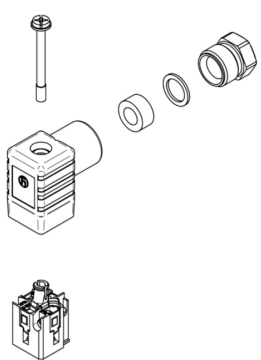
**Assembly Instructions**  
**Field attachable GDS(N) Connector**

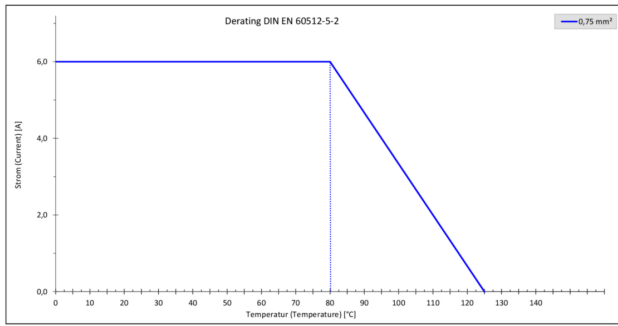
**GDS ...**  
**GDSN ...**  
**IP 65**  
**Cable specification:**  
**Cable diameter:** Ø 4.5 - Ø 6.0 mm  
**Conductor size:** 0.34 mm<sup>2</sup> - 0.75 mm<sup>2</sup>

**CAUTION!**  
**Not for current interrupting!**

**Warning:**  
The cable specification is for use with the GDSN 307. The use of other cable specifications is not permitted. The use of other cable specifications may result in damage to the contacts and the insulation.

**Assembly Instructions:**  
1. The cable specification is for use with the GDSN 307. The use of other cable specifications is not permitted. The use of other cable specifications may result in damage to the contacts and the insulation.  
2. The cable specification is for use with the GDSN 307. The use of other cable specifications is not permitted. The use of other cable specifications may result in damage to the contacts and the insulation.  
3. The cable specification is for use with the GDSN 307. The use of other cable specifications is not permitted. The use of other cable specifications may result in damage to the contacts and the insulation.





## Technical Specifications

### Technical Data

Product Family:	Valve Connectors
Product Sub Family:	GDSN DIN Standard
Brand:	Hirschmann
Connector Type:	Field attachable
Type of Contact / Gender:	Female
Connector Design:	Angled
Number of Pins:	3+PE (PE across cable outlet)
Coding:	C
Shielding:	Unshielded
Attachment Type:	Central Screw
Rated Voltage:	250 V AC/DC
Rated Voltage (UL):	250 V
Rated Voltage (CSA):	300 V
Rated Impulse Voltage:	4.0 kV
Operating Voltage:	230 V AC/DC
Rated Current*:	6 A
Rated Current (UL)*:	6 A
Rated Current (CSA)*:	6 A
Contact Resistance:	≤ 10 mOhm
Insulation Resistance:	> 10 <sup>9</sup> Ohm
Mating Cycles:	≤ 50
Type of Connection:	Screw
Cable Gland:	PG7
Conductor Cross Section:	0.25 - 0.75 mm <sup>2</sup>
Suitable Cables:	Ø 4.5 - 6 mm
Ambient Temperature (Operation)*:	-40 °C - +125 °C
Operating Temperature (UL):	max. + 65 °C
Operating Temperature (CSA):	max. + 65 °C
Protection Degree / IP Rating**:	IP65
Design Standard:	DIN EN 175301-803-C, ISO 4400
Pollution Degree:	3 acc. to DIN EN 60664-1 (VDE 0110-1)
Clearance / Creepage Distance:	DIN EN 60664-1 (2008/01); VDE 0110-1
Overvoltage Category:	III acc. to DIN EN 60664-1 (VDE 0110-1)

### Materials

Contact Base Material:	CuZn
Contact Plating:	Cu/Sn
Contact Bearer Material:	PA GF
Contact Bearer Color:	black

Flammability Class (Contact Bearer):	UL 94 V-2
Housing Material:	PA GF
Housing Color:	grey
Flammability Class (Housing):	UL 94 HB
Cable Gland Material:	PA GF
Cable Gland Gasket:	NBR
Cable Gland Color:	grey
Flammability Class (Cable Gland):	UL 94 HB
Attachment Material:	Steel, Philips combi slot

### Additional Technical Data

Fastening Torque (Contact Screw):	(25-30) Ncm
Fastening Torque (Cable Gland):	(150-200) Ncm
Fastening Torque (Attachment):	(40-50) Ncm

### Approvals

UL-File:	E95522
UL:	UL 1977; UR
VDE:	yes
CSA:	yes
SEV:	yes

### Safety & Environmental Compliance

RoHS Compliant:	yes
-----------------	-----

### Notes

Note Derating:	Notice derating
Protection Degree / IP Rating Note:	** only if mounted and locked in combination with Hirschmann / Lumberg Automation connector.
Note:	Do not connect or disconnect under load.

### Variants

Item #	Item Description
933023106	GDSN 307 grey

© 2020 Belden, Inc

All Rights Reserved.

Although Belden makes every reasonable effort to ensure their accuracy at the time of this publication, information and specifications described here in are subject to error or omission and to change without notice, and the listing of such information and specifications does not ensure product availability.

Belden provides the information and specifications herein on an "ASIS" basis, with no representations or warranties, whether express, statutory or implied. In no event will Belden be liable for any damages (including consequential, indirect, incidental, special, punitive, or exemplary damages) whatsoever, even if Belden has been advised of the possibility of such damages, whether in an action under contract, negligence or any other theory, arising out of or in connection with the use, or inability to use, the information or specifications described herein.

All sales of Belden products are subject to Belden's standard terms and conditions of sale.

Belden believes this product to be in compliance with all applicable environmental programs as listed in the data sheet. The information provided is correct to the best of Belden's knowledge, information and belief at the date of its publication. This information is designed only as a general guide for the safe handling, storage, and any other operation of the product itself or the one that it becomes a part of. The Product Disclosure is not to be considered a warranty or quality specification. Regulatory information is for guidance purposes only. Product users are responsible for determining the applicability of legislation and regulations based on their individual usage of the product.